



ITD Tech Flyer

IT Customer Service Cheat Sheet

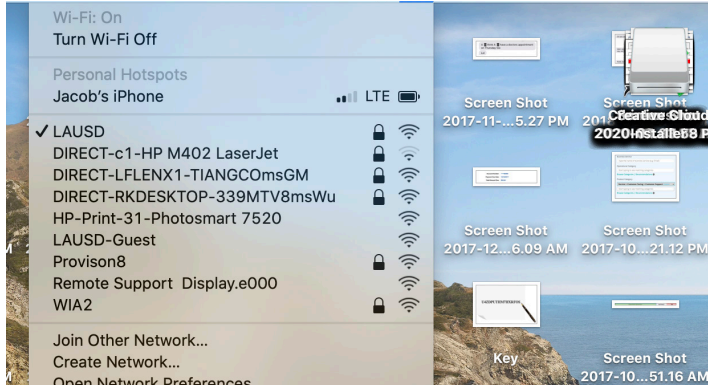
Family Helpdesk: (213) 443-1300
Tech Support Hotline: (213) 241-5200
Option 8

Before you begin, locate your WiFi password. This is either something you set, or located on the back of your WiFi router.



How to Connect to WiFi (Mac)

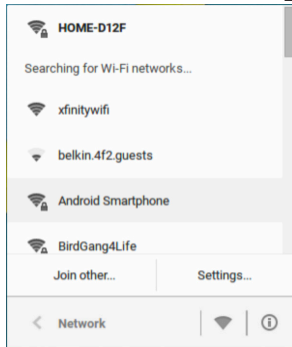
- 1) Click on the symbol in the top tool bar
- 2) Select your WiFi from the drop down list



- 3) Enter your WiFi password and click Join.

How to connect to WiFi (Chromebook)

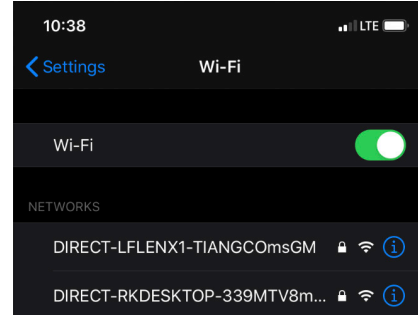
- 1) Click on the toolbar in the bottom right corner.
- 2) Click on the Network Menu
- 3) Select your WiFi from the list provided



- 4) Enter your WiFi password and click Join

How to Connect to WiFi (iPad)

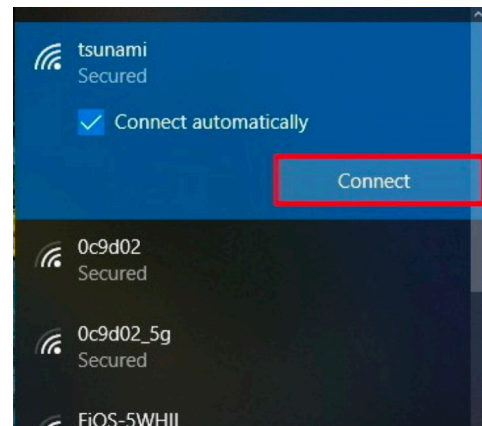
- 1) Open the Settings button and select WiFi
- 2) Select your WiFi from the list provided



- 3) Enter your WiFi password and press Join

How to Connect to WiFi (Windows)

- 1) Click on the WiFi symbol in the bottom right hand corne
- 2) Select your wifi from the list provided



- 3) Enter your WiFi password and click Connect

For additional support with logging onto WiFi, please contact your service provider (e.g., Spectrum, AT&T, Comcast)